hOme Timelab's

SHOPKEEPER'S GUIDE

September 2013 Edition

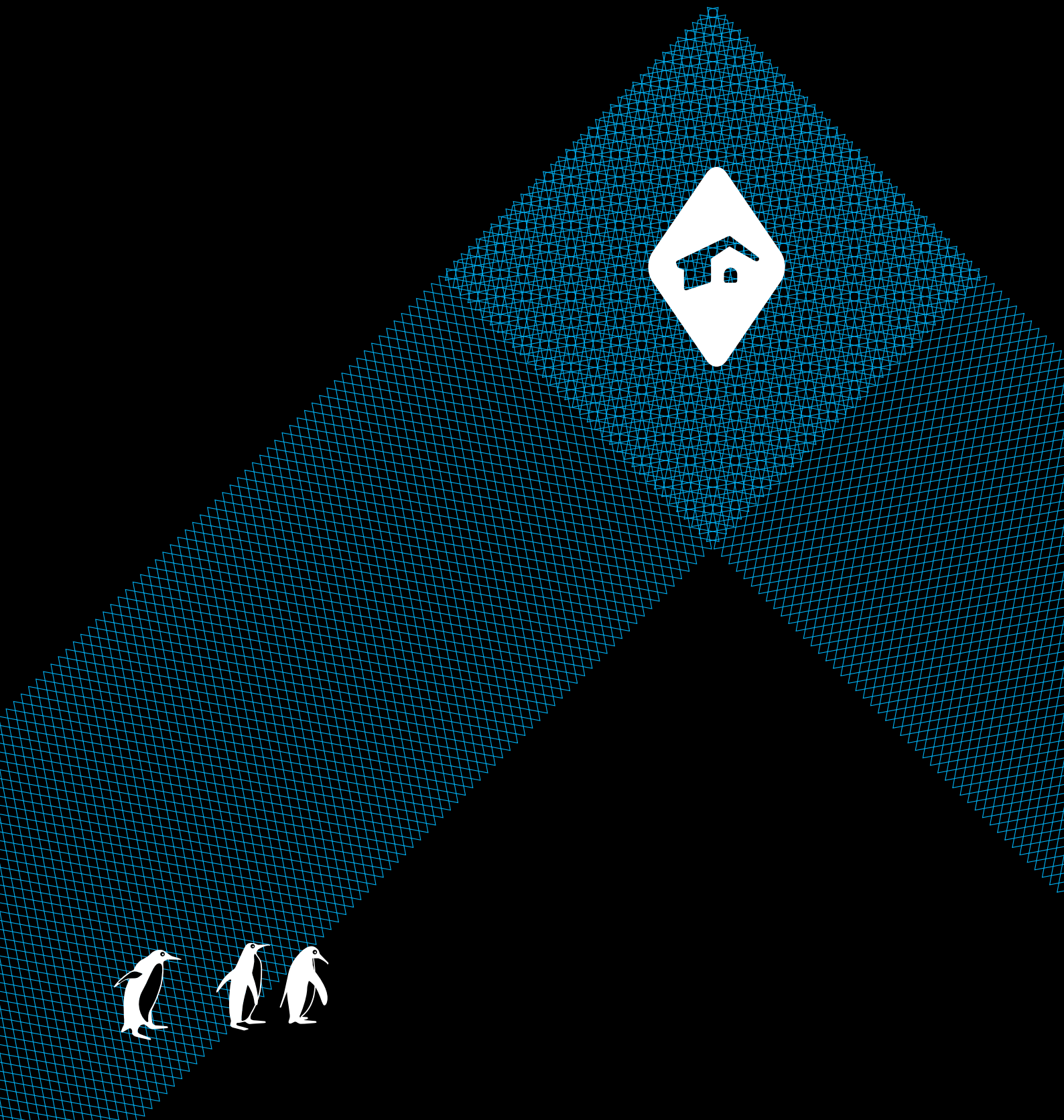

HOME SHOPKEEPER'S GUIDE

→ INTRODUCTION.....3

→ ANATOMY OF A WATCH.....4

→ SWISS MADE 5

→ MOVEMENTS.....5

→ HOME WATCH CONSTRUCTION PHILOSOPHY.....5

→ CRYSTALS.....6

→ BANDS.....6

→ COLORS & PRICING.....6

→ WATCH FEATURES 7–11

→ SETTING INSTRUCTIONS 12-14

→ AVAILABLE TOOLS 15

→ CHANGING LEATHER BANDS 16

→ ADJUSTING METAL BRACELETS.....17

→ PACKAGING CONTENT 18

→ AVAILABLE POP.....19

→ PACKAGING & POP USE 20

→ COUNTERTOP DISPLAY UNIT 21-22

→ HOME WARRANTY.....23-26

→ WARRANTY CARD 27

→ ONLINE SERVICE CENTER.....28

→ ONLINE RESOURCES.....29

→ VIDEO.....30

HOME TIMELAB

HELLO,

Gigi Rüf

Arto Saari

Travis Rice

Mark Sollors



Fribourg, Switzerland.
It all started at the local skateshop, a long time ago. We would meet up there every day after school. There was a couch and a VCR, we'd watch videos and talk about new tricks. It felt good, reassuring. It inspired comfort. A hOme away from home.

We imagined opening our own shop one day. We would call it hOme, and share it with our friends. We were too young of course, but we had to do something. So we did, two brothers and a couple of t-shirts. That was 12 years ago, we were kids.

HOME
TIMELAB





We grew up: snowboarding, skateboarding, graphic design, travels, new friends and life's experiences became ingredients. A third brother joined us in Canada while time kept feeding that simple idea: to offer a piece of hOme to everyone, even when your journey leads you to strange places.

This is a story about travelling in order to experience the meaning of the place we each choose to call hOme. It is a story about time and space, about small things and big ideas, and how going places effects you, even if it's just down the street.

So where and when became inspirations. Ironically we never did open a shop, but our passion for craftmanship and details in product design naturally led us to the know-how closest to us: Watchmaking.

Passion often leads to frustration, we used it as fuel to keep going.

The door is open, ***welcome hOme***

Jak, Eddy, Steve

PS: *Don't worry about the penguins.*
PSS: *www.whereishome.com*

SWISS MADE

ANATOMY OF A WATCH



WRISTBAND
(leather)
OR
BRACELET
(metal)

CRYSTAL
(glass)

DIAL

BEZEL

LUGS

HANDS
(second-, minute-, hour-)

CROWN

CASE

INDEXES



CASEBACK

HOME WATCHES

ALL HOME WATCHES ARE SWISS MADE

All hOme watches are Swiss Made, nothing less.

SWISS MADE

HOME MOVEMENTS: SWISS QUARTZ

All hOme watches are equiped with durable and well-tested swiss quartz movements.

The main reason is that we believe a watch should look good AND last for years.

While not being mechanical wonders, these movements make even the most affordable model in our line reliable and easy to maintain.

HOME WATCH CONSTRUCTION PHILOSOPHY

Ease of maintenance is also why we decided that every tool, screw, pin or battery used in the making of our watches should be as standard as possible.

This means any jeweller anywhere in the world will be able to help our customers change their wristbands or batteries with the standard tools and spare parts they use everyday.

MORE INFO

SWISS MADE

The “Swiss Made” label is the most recognizable symbol of quality in the world.
Beyond the parts themselves, it stands as a guarantee that the assembly process, waterproofness and quality control of a watch and its movement are made in Switzerland according to the highest standards.

SWISS MOVEMENT ≠ SWISS MADE

It takes more than a Swiss movement to make a Swiss Made watch. A watch labeled “Swiss Movement” is equipped with a Swiss Made movement, but the assembly process, waterproofness and quality control of the whole timepiece were not made in Switzerland according to strict swiss standards.

MOVEMENTS IN GENERAL

The majority fall under three types of watches:

1. Quartz watches
2. Mechanical watches*
3. Automatic watches*

1. A quartz watch uses a quartz crystal and electronic components to keep time. It is the least expensive to manufacture, but also the most precise.
(+/- 20 seconds a month)

2. A mechanical watch uses only mechanical devices to keep time. Springs, but no battery at all. It must be wound regularly by the wearer by means of the crown, or otherwise it will slow down and stop. A mechanical watch usually is a premium watch because it is an engineering wonder.

3. An automatic watch is a mechanical watch that winds up using the motion of the person who wears it.
An automatic watch is close to a mechanical miracle, and usually a very expensive one.

** Mechanical and automatic watches need to be serviced by the manufacturer every couple of years to ensure that their movement is properly lubricated. They also need to be re-adjusted every couple of months because they end up being a couple of minutes behind actual time.*

HOME WATCHES

HOME CRYSTALS

The term “crystal” refers to the glass part of a watch.

All hOme watches feature Mineral crystals.
In order to offer a more resistant crystal, we add a sapphire treatment on the surface of our mineral crystal.

HOME BANDS

Leather bands are to a watch what tires are to a car, one has to change them regularly. They are not covered by the warranty. The gentler you are with your leather band, the longer it will last. Clean it regularly using a soft cloth to prevent ageing caused by perspiration; we also advise the watch should be taken off during sleep to allow moisture to evaporate. Replacement wristbands area available directly off of our website.

COLORS & PRICING

As you may have already noticed, a watch featuring a colored case will systematically cost more than it’s stainless steel counterpart. The reason for this is the cost of the coating process used to color steel, which is fairly expensive. This premium process is called PVD.

FOR MORE INFORMATION

Read the user manual included with each hOme watch.
It contains all you need to know to fully enjoy our product.
You can also download it here:
www.whereishome.com/shop/cms.php?id_cms=6

MORE INFO

CRYSTALS IN GENERAL

The term “crystal” refers to the watch glass part.
There is essentially 3 types of crystal:

1. Plastic crystal
2. Mineral crystal
3. Sapphire crystal

1. Plastic (or acrylic) crystal is inexpensive and light. It’s usually found in sports and children watches because it does not shatter, however it does scratch very easily.

2. Mineral crystals is the basic type, it’s not scratch proof, but it is still affordable and durable.

3. Sapphire crystal is scratch resistant in the sense that only a diamond could make a mark on it. That’s why it’s VERY expensive. It is typically found in automatic watches.

LEATHER BANDS IN GENERAL

Any type of leather band, no matter how expensive it is, has a limited lifetime which can be estimated to approximately 6 months.
The lifetime of a leather band will depend on the intensity of its use and care and can therefore vary greatly.
You will typically need a couple of days to break it in, then it becomes YOUR watch.

LEATHER BANDS ESPECIALLY DON’T LIKE WATER: DON’T GO SWIMMING WITH YOUR WATCH ON.

PVD

Physical Vapor Deposition (PVD) is a process to produce a metal vapor that can be deposited on electrically conductive materials as a thin highly adhered pure metal or alloy coating. The process is carried out in a vacuum chamber. Amongst other practical uses, it’s the best way to apply a stable color to pieces of steel such as the case of a watch. **Much like the paint on a car, PVD finish is subject to scratching, and in time will wear off in places where recurrent friction occurs.**
This will give your watch its personality. Should you want a brand new look, you will always have the possibility of acquiring a new band.

WATCH FEATURES 101



A-CLASS

A

SPECIFICS

1. 35x42mm
2. 3-hand swiss quartz movement
3. 2-piece construction anodized aluminum case
4. 6mm acid-etched crown
5. silk screened crystal
6. contrast color second hand
7. sapphire-coated hardened mineral crystal
8. acid-etched case back
9. rubber strap with stainless steel double locking clasp
10. water resistant - 5atm (50m/150f)
11. conceived, hand assembled and tested in beautiful Switzerland

SWISS MADE

ABOUT THIS MODEL

Thanks to the beauty of Anodized Aluminum, we can finally play with colors on a metal watch without any limitations.
We love subtle combinations, so you'll have to look to the side to tell the difference. Purists and minimalists should find what they are looking for with the A-Class.

IN OTHER WORDS...

1. Dimensions of the watch, first width, then height.
2. See *Movements* on page 5.
3. The A-class case is made out of aluminum, a metal still unusual in the watch industry that comes in colorways currently impossible to obtain with steel. The process used to color aluminum is called anodization. It allows aluminum to be colored with a much wider choice of colors than with the usual steel case / PVD color finish.
4. All hOme crowns feature an etched hOme logo on the side. The A-class crown measures 6mm in diameter. It's made out of black colored steel.
5. The inner side of the A-class crystal is printed with a black dot hiding the center of its dial. This is what gives it its personality.
6. Second hands on all hOme watches are colored in a way that contrasts with the rest of the dial and/or hints at the band's inner layer.
7. See *Crystals* on page 6.
8. The back of each of our watches features a distinctive layout: to each series its case back.
   This layout has been engraved in steel surface thanks to an acid-based process.
9. The A-class is equipped with a rubber wristband and a stainless steel clasp closure that features 2 separate locking mechanism for added safety.
10. 5 atm theoretically correponds to the pressure found at 50m water depth. Watches with this level of water resistance can be worn while bathing, but are by no means water sports or diving watches.
    For in depth info on the subject (no pun intended) please have a look at the *Water Resistance* section of our user guide reproduced on page 28.
11. See *Swiss Made* on page 5.

WATCH FEATURES 101



C-CLASS

C

SPECIFICS

1. ø 44mm
2. 3-hand swiss quartz movement
3. 3-piece construction stainless steel case
4. PVD color finish (select models)
5. 8mm acid-etched crown
6. super-luminova coated hour and minute hands
7. contrast color second hand
8. sapphire-coated hardened mineral crystal
9. acid-etched case back, individually numbered
10. rubber-touch leather strap with stainless steel buckle & contrast color inner band
11. water resistant - 5atm (50m/150f)
12. conceived, hand assembled and tested in beautiful Switzerland

SWISS MADE

ABOUT THIS MODEL

Simplicity – here is what we were looking for with the C-Class. It is representing our vision of a classic watch: the result of many conversations about what is defining timelessness and how to bring some character to it.

IN OTHER WORDS...

1. Diameter of the watch, measured from left to right, crown not included.
2. See *Movements* on page 5.
3. Refers to the way the watch case is built
4. PVD (Physical Vapor Deposition) is a treatement that gives a stainless steel watch a coloured finish.
   PVD treatment is premium, this is why a bare stainless steel colorway will always be more affordable than a PVD coated one.
5. All hOme crowns feature an etched hOme logo on the side. The C-class crown measures 8mm in diameter.
6. Super luminova is a special paint that collects sunlight and glows in the dark (phosphorescent).
   Here it's used on some parts of the hands so the user is able to tell what time it is, even at night.
   Super luminova is usually white, but you can choose what color the glow will be. It glows light blue on all our watches. (Try it!)
7. Second hands on all hOme watches are colored in a way that contrasts with the rest of the dial and/or hints at the band's inner layer.
8. See *Crystals* on page 6.
9. The back of each of our watches features a distinctive layout: to each series its case back.
   This layout has been engraved in steel surface thanks to an acid-based process.
   It is also on the case back that every hOme watch is individually numbered, this time using a "dry" engraving process (without acid).
10. The C-class features a leather band that has been coated to give it a rubber-like feel on the surface. The inner layer has been colored in a contrasting way.
    (for proper care info, read our user manual)
10. 5 atm theoretically correponds to the pressure found at 50m water depth. Watches with this level of water resistance can be worn while bathing, but are by no means water sports or diving watches.
    For in depth info on the subject (no pun intended) please have a look at the *Water Resistance* section of our user guide reproduced on page 28.
12. See *Swiss Made* on page 5.

WATCH FEATURES 101



G-CLASS

G

SPECIFICS

1. 38mm x 50mm
2. 3-hand swiss quartz movement with date
3. 2-piece construction stainless steel case
4. PVD color finish (select models)
5. double-plated dial with die cut indexes
6. 6mm acid-etched crown
7. super-luminova coated hour and minute hands
8. contrast color second hand
9. sapphire-coated hardened mineral crystal
10. acid-etched case back, individually numbered
11. genuine perforated leather strap with custom stainless steel buckle & contrast color inner band
12. water resistant - 5atm (50m/150f)
13. conceived, hand assembled and tested in beautiful Switzerland

SWISS MADE

ABOUT THIS MODEL

Inspired by our travels and quite a bit of time spent at Swiss railway stations, we looked for subtle ways to put some of our Swiss graphics roots into the G-class. The thick index line containing the date at 6h is a nod in that direction while the exclusive double-plated dial provides depth and allows us to play with precise color codes.

IN OTHER WORDS...

1. Dimensions of the watch, first width, then height.
2. See *Movements* on page 5.
3. Refers to the way the watch case is built
4. PVD (Physical Vapor Deposition) is a treatement that gives a stainless steel watch a coloured finish.
   PVD treatment is premium, this is why a bare stainless steel colorway will always be more affordable than a PVD coated one.
5. The G-class dial is made of two plates placed on top of each other. The first plate bears the color chosen for the indexes (hour marks), the second one has been cut out to reveal this color. This kind of detailing is found in premium watches.
6. All hOme crowns feature an etched hOme logo on the side. The G-class crown measures 6mm in diameter.
7. Super luminova is a special paint that collects sunlight and glows in the dark (phosphorescent).
   Here it's used on some parts of the hands so the user is able to tell what time it is, even at night.
   Super luminova is usually white, but you can choose what color the glow will be. It glows light blue on all our watches. (Try it!)
8. Second hands on all hOme watches are colored in a way that contrasts with the rest of the dial and/or hints at the band's inner layer.
9. See *Crystals* on page 6.
10. The back of each of our watches features a distinctive layout: to each series its case back.
    This layout has been engraved in steel surface thanks to an acid-based process.
    It is also on the case back that every hOme watch is individually numbered, this time using a "dry" engraving process (without acid).
11. The G-class features a custom perforated leather band. The inner layer has been colored in a contrasting way. (for proper care info, read our user manual)
12. 5 atm theoretically correponds to the pressure found at 50m water depth. Watches with this level of water resistance can be worn while bathing, but are by no means water sports or diving watches.
    For in depth info on the subject (no pun intended) please have a look at the *Water Resistance* section of our user guide reproduced on page 28.
13. See *Swiss Made* on page 5.

WATCH FEATURES 101



R-CLASS

R

SPECIFICS

1. ø 47.5mm
2. 3-hand swiss quartz movement
3. 2-piece premium grade stainless steel case
4. PVD color finish (select models)
5. 8mm acid-etched crown
6. super-luminova coated hour and minute hands
7. contrast color second hands
8. sapphire-coated hardened mineral crystal
9. acid-etched case back, individually numbered
10. custom stainless steel solid band
11. double locking clasp with custom stainless steel buckle
12. water resistant - 5atm (50m/150f)
13. conceived, hand assembled and tested in beautiful Switzerland

SWISS MADE

ABOUT THIS MODEL

At first glance your typical big, straightforward all metal watch... with a couple of twists:
Amongst other things, the R is a tribute to Replica, a swiss font with a Radical approach to typography. Look closer and you'll notice similarities in shapes between the watch case and the numbers on the dial. The irony of naming a Swiss Made watch "Replica" had a hand in this choice, too.
Even so... we trust you will know when lunchtime comes!

IN OTHER WORDS...

1. Diameter of the watch, measured from left to right, crown not included.
2. See *Movements* on page 5.
3. Refers to the way the watch case is built
4. PVD (Physical Vapor Deposition) is a premium treatement that gives stainless steel a coloured finish.
   Much like the paint on a car, PVD finish is subject to scratching, and in time will wear off in places where recurrent friction occurs. This will give your watch its personality. Should you want a brand new look, you will always have the possibility of acquiring a new band.
5. All hOme crowns feature an etched hOme logo on the side. The R-class crown measures 8mm in diameter.
6. Super luminova is a special paint that collects sunlight and glows in the dark (phosphorescent).
   Here it is used on some parts of the hands so the user is able to tell what time it is, even at night.
   Super luminova is usually white, but you can choose what color the glow will be. It glows light blue on all our watches. (Try it!)
7. Second hands on all hOme watches are colored in a way that contrasts with the rest of the dial and/or hints at the band's inner layer.
8. See *Crystals* on page 6.
9. The back of each of our watches features a distinctive layout: to each series its case back.
   This layout has been engraved in steel surface thanks to an acid-based process.
   It's also on the case back that every hOme watch is individually numbered, this time using a "dry" engraving process (without acid).
10. A metal wristband is also called a bracelet.
    (for proper care info, read our user manual)
11. The clasp closure on the R-class features 2 separate locking mechanism for added safety.
10. 5 atm theoretically correponds to the pressure found at 50m water depth. Watches with this level of water resistance can be worn while bathing, but are by no means water sports or diving watches.
    For in depth info on the subject (no pun intended) please have a look at the *Water Resistance* section of our user guide reproduced on page 28.
13. See *Swiss Made* on page 5.

WATCH FEATURES 101



R-CLASS CHONO

R

SPECIFICS

1. ø 47.5mm
2. 6-hand swiss quartz chronograph movement with date
3. 2-piece premium grade stainless steel case
4. PVD color finish (select models)
5. 8mm acid-etched crown
6. super-luminova coated hour and minute hands
7. contrast color second hands
8. sapphire-coated hardened mineral crystal
9. acid-etched case back, individually numbered
10. custom stainless steel solid band
11. double locking clasp with custom stainless steel buckle
12. water resistant - 5atm (50m/150f)
13. conceived, hand assembled and tested in beautiful Switzerland

SWISS MADE

ABOUT THIS MODEL

Knowing what time it is and keeping track of it are two different things and for the latter extra tools are needed.
This is why we went one step further with the Chrono version of the R-Class – actually two steps since it also comes with a date movement, for those of us who never seem to have that information on hand...

IN OTHER WORDS...

1. Diameter of the watch, measured from left to right, crown not included.
2. See *Movements* on page 5.
3. Refers to the way the watch case is built
4. PVD (Physical Vapor Deposition) is a premium treatement that gives stainless steel a coloured finish. **Much like the paint on a car, PVD finish is subject to scratching, and in time will wear off in places where recurrent friction occurs.** This will give your watch its personality. Should you want a brand new look, you will always have the possibility of acquiring a new band.
5. All hOme crowns feature an etched hOme logo on the side. The R-class crown measures 8mm in diameter.
6. Super luminova is a special paint that collects sunlight and glows in the dark (phosphorescent).
   Here it is used on some parts of the hands so the user is able to tell what time it is, even at night.
   Super luminova is usually white, but you can choose what color the glow will be. It glows light blue on all our watches. (Try it!)
7. Second hands on all hOme watches are colored in a way that contrasts with the rest of the dial and/or hints at the band's inner layer.
8. See *Crystals* on page 6.
9. The back of each of our watches features a distinctive layout: to each series its case back.
   This layout has been engraved in steel surface thanks to an acid-based process.
   It's also on the case back that every hOme watch is individually numbered, this time using a "dry" engraving process (without acid).
10. A metal wristband is also called a bracelet.
    (for proper care info, read our user manual)
11. The clasp closure on the R-class features 2 separate locking mechanism for added safety.
10. 5 atm theoretically correponds to the pressure found at 50m water depth. Watches with this level of water resistance can be worn while bathing, but are by no means water sports or diving watches.
    For in depth info on the subject (no pun intended) please have a look at the *Water Resistance* section of our user guide reproduced on page 28.
13. See *Swiss Made* on page 5.

SETTING INSTRUCTIONS

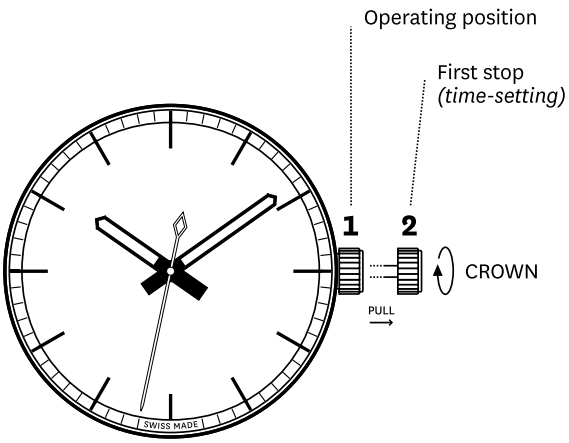

A-CLASS, C-CLASS & R-CLASS WITH RONDA 513 MOVEMENT

- **Crown/Stem Position 1:** Operating position, watch runs
- **Crown/Stem Position 2:** First Stop – Time-setting, watch stops.

WARNING:
When the crown has been pulled, water-resistance is not guaranteed. Make sure you always push the crown back in position 1 immediately after setting your watch.

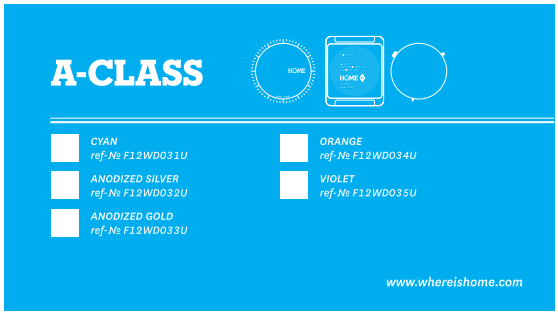

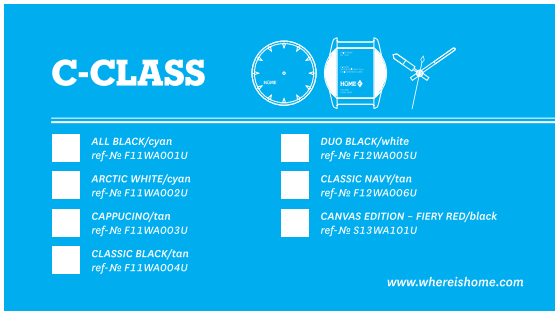

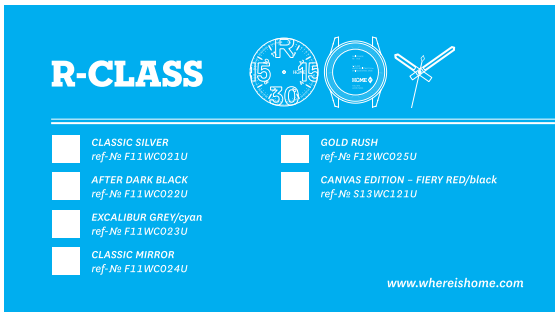

SETTING INSTRUCTIONS

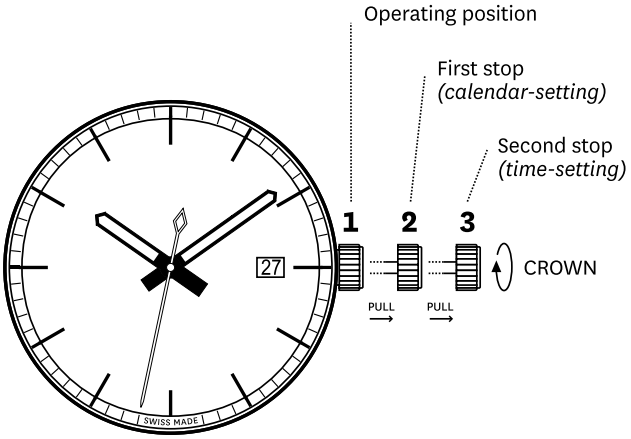

G-CLASS
WITH RONDA 515 MOVEMENT

R-CLASS CHRONO
WITH RONDA 3540.D MOVEMENT

Indication: During the calendar jump phase between 10:30 p.m. and 12:00 a.m. the date can still be changed. However in this case the following day needs to be set as there will be no jump at midnight.

→ **Crown/Stem Position 1:** Operating position, watch runs
→ **Crown/Stem Position 2:** First Stop – Quick change of the date (clockwise) watch runs
→ **Crown/Stem Position 3:** Second Stop – Time-setting, watch stops.

R-CLASS CHRONO
SPECIFIC USER GUIDE

(Ronda 3540.D movement)

For advanced chronograph functions, please refer to our movement manufacturer's specific user guide included in your watch package. A digital version of this guide can be downloaded from Ronda's website: *www.ronda.ch*

WARNING:
When the crown has been pulled, water-resistance is not guaranteed. Make sure you always push the crown back in position 1 immediately after setting your watch.

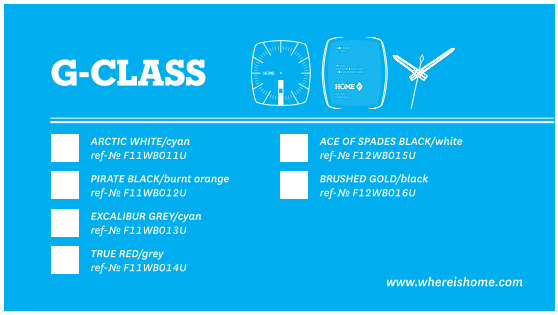

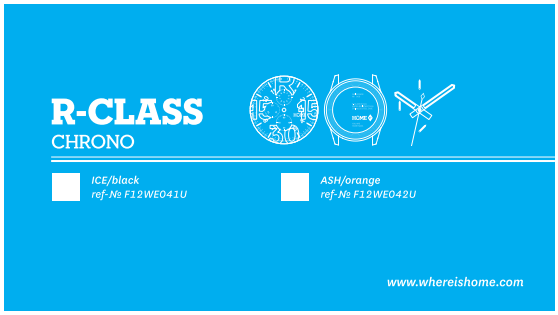

SETTING INSTRUCTIONS

R-CLASS CHRONO WITH RONDA 3540.D MOVEMENT



Cal. 3540.D



RONDA is a supplier of watch movements including their operating instructions. Please refer to the watch retailer, service centre or manufacturer, should you have any questions regarding the watch. All relevant contact information can be found in your sales and/or guarantee documents.

English
User's Manual

Battery type: 384 (diameter 7.9 mm x 3.6 mm / SR 41 SW)
Accuracy: +20 / -10 seconds per month

Description of the display and control buttons

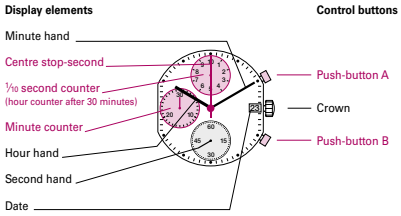

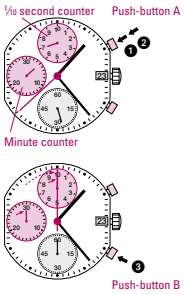

Chronograph: Basic function

(Start / Stop / Reset)

Example:
❶ **Start:** Press push-button **A**.

❷ **Stop:** to stop the timing, press push-button A once more and read the 3 chronograph counters:
4 min / 38 sek / 7/10 sec

❸ **Zero positioning:**
Press push-button **B**.
(The 3 chronograph hands will be reset to their zero positions).

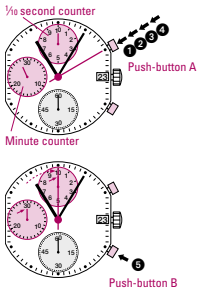

Chronograph: Accumulated timing

Example:
❶ **Start:** (start timing)
❷ **Stop:** (e.g. **15** min **5** sec following ❶)
❸ **Restart:** (timing is resumed)
❹* **Stop:** (e.g. **13** min **5** sec following ❸)
= **28 min 10 sec**
(The accumulated measured time is shown)

❺ **Reset:**
The 3 chronograph hands are returned to their zero positions.

Please note:
* Following ❹, the accumulation of the timing can be continued by pressing **push-button A** *(Restart / Stop, Restart / Stop, ...)*

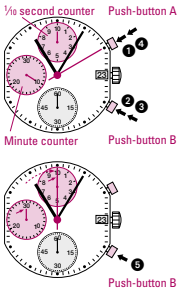

Chronograph: Intermediate or interval timing

Example:
❶ **Start:** (start timing)
❷ **Display interval:**
e.g. **10 minutes 10 seconds** (timing continues in the background)
❸ **Making up the measured time:**
(the 3 chronograph hands are quickly advanced to the ongoing measured time).
❹ **Stop:** (Final time is displayed)
❺ **Reset:**
The 3 chronograph hands are returned to their zero position

Please note:
* Following ❸, further intervals or intermediates can be displayed by pressing **push-button B** *(display interval / make up measured time, ...)*

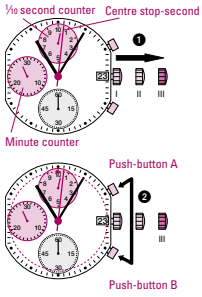

Adjusting the chronograph hands to zero position

Example:
One or several chronograph hands are not in their correct zero positions and have to be adjusted (e.g. following a battery change).

❶ Pull out the crown to position **III** (all 3 chronograph hands are in their correct or incorrect zero position).

❷ Keep push-buttons **A and B** depressed **simultaneously** for at least 2 seconds (the centre stop-second rotates by 360° → corrective mode is activated).

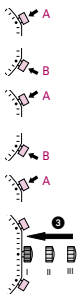

Adjusting the centre stop second
Single step A **1 x short**
Continuous A **long**

Adjusting the next hand B

Adjusting the 1/10 second counter hand (position 6h)
Single step A **1 x short**
Continuous A **long**

Adjusting the next hand B

Adjusting the minute counter (position 9h)
Single step A **1 x short**
Continuous A **long**

❸ Returning the crown to position **I**
Termination of the chronograph hands adjustment (can be carried out at any time).

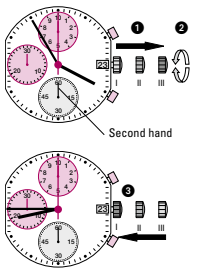

Setting the time

❶* Pull out the crown to position **III** (the watch stops).

❷ Turn the crown until you reach the correct time **8:45**.

❸* Push the crown back into position **I**.

Please note:
* In order to set the time to the exact second, ❶ must be pulled out when the second hand is in position «60» (I).
Once the hour and minute hands have been set, ❸ must be pushed back into position **I** at the exact second.

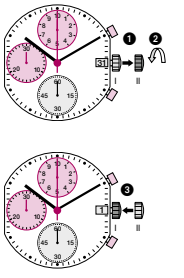

Setting the date (quick mode)

❶ Pull out the crown to position **II** (the watch continues to run).

❷ Turn the crown backwards until the correct date 1 appears.

❸ Push the crown back into position **I**.

Please note:
The date can be changed during the date changing phase between 08:30 PM and 12:00 PM; please note that the date must be set to the date of the following day as in this case the automatic date changing does not occur at midnight.

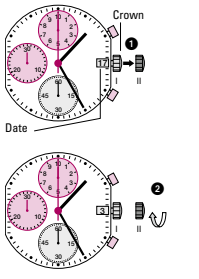

Setting the date/time

Example:
– Date / time on the watch: 17 / 1:25 AM
– Present date / time: 4 / 8:30 PM

❶ Pull out the crown to position **II** (the watch continues to run).

❷ Turn the crown until yesterday's date appears 3.

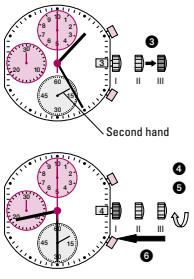

❸* Pull out the crown to position **III** (the watch stops).

❹ Turn the crown until the correct date 4 appears.

❺** Continue to turn the crown until the correct time 8:30 PM appears.

❻ Push the crown back into position **I**.

Please note:
* To set your watch to the exact second, please refer to the chapter entitled «setting the time».
** Please observe the AM/PM clock rhythm.

AVAILABLE TOOLS

TOOL SET

	H0.200.1009	TOOL FOR FITTING AND REMOVING SPRING BARS
	H0.200.1011	SMALLER FORK END
	H0.200.1012	REPLACEMENT STEEL POINT
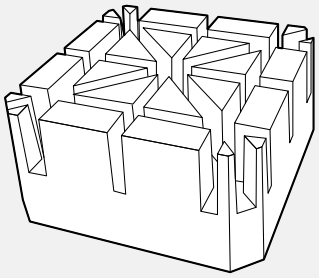	H0.200.1010	BASE
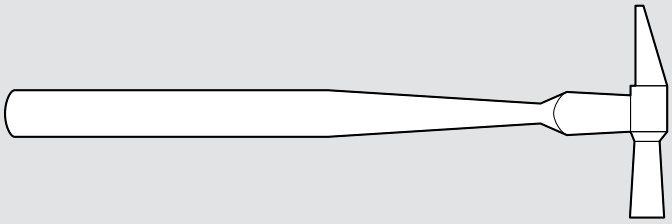	H0.200.1013	WATCHMAKER HAMMER

SPRING BARS AND PINS

	x 10	→ C-class spring bar to affix leather strap
	x 10	→ G-class spring bar to affix leather strap
	x 10	→ R-class spring bar to affix leather strap
	x 10	→ R-class spring bar for buckle adjustment
	x 10	→ R-class pins for bracelet links

AFTER SALE KIT “A”

CHANGING LEATHER BANDS

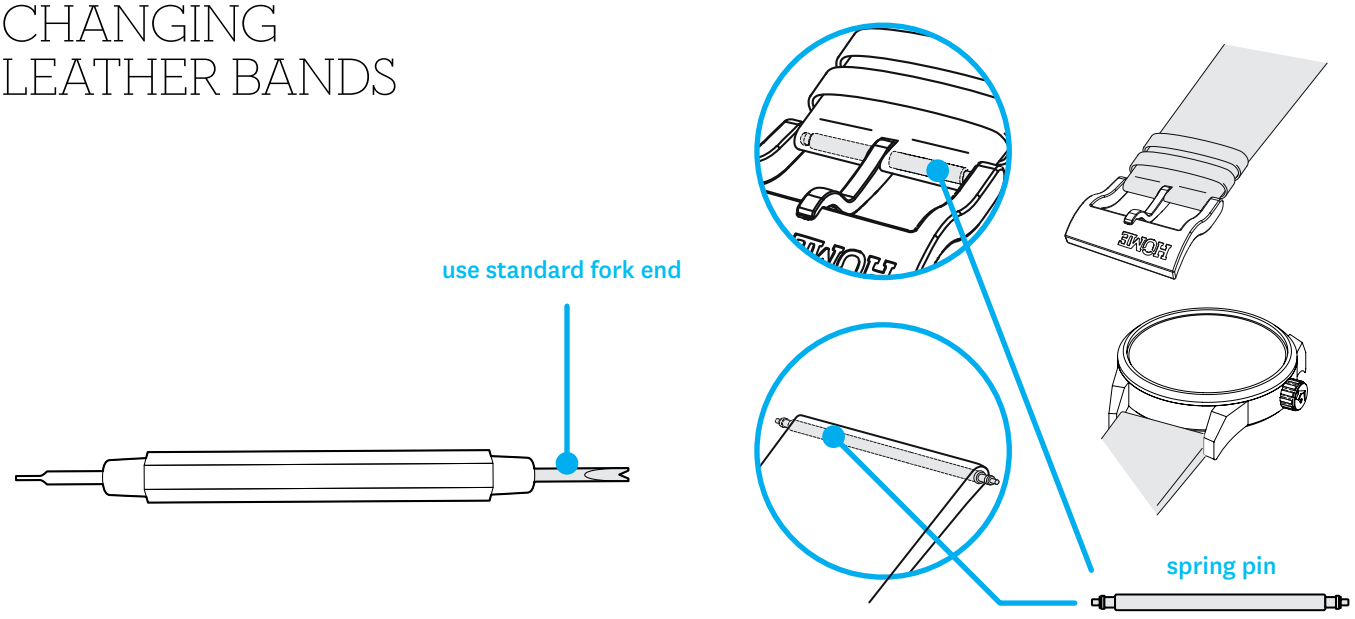

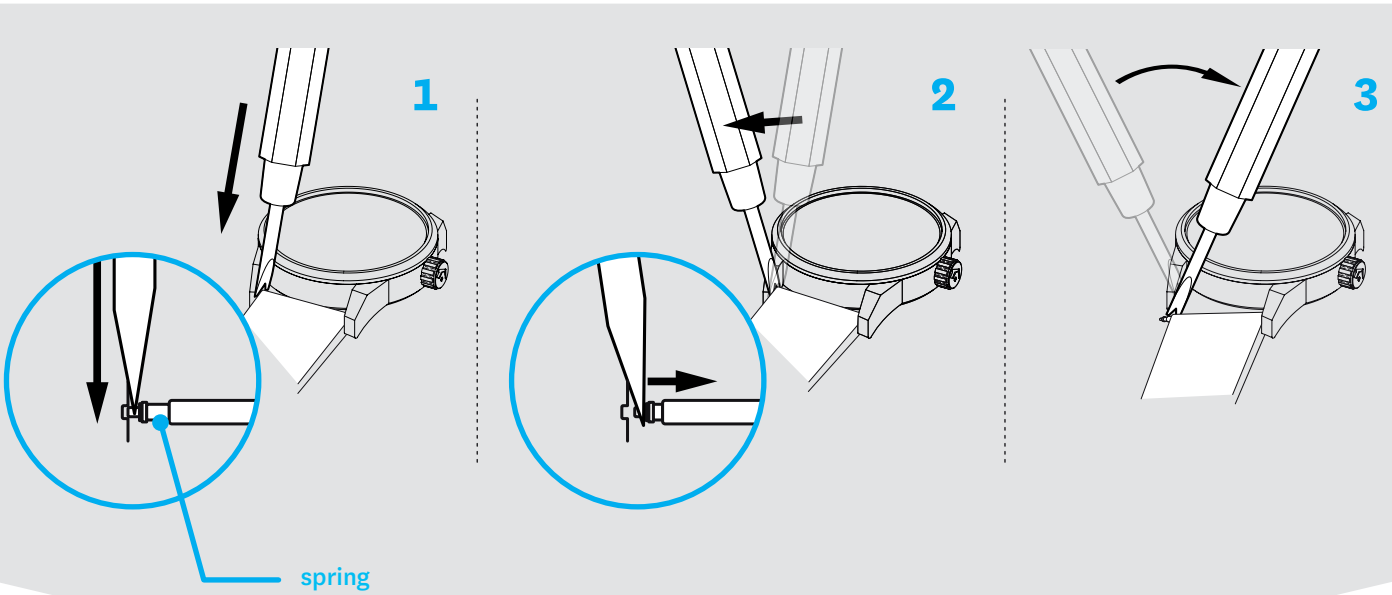

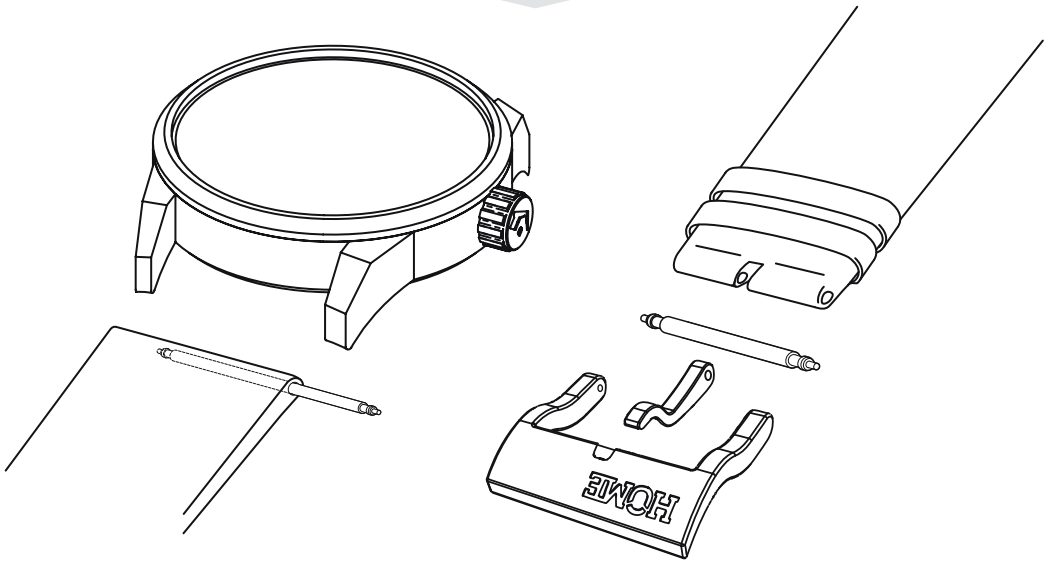

ADJUSTING METAL BRACELETS

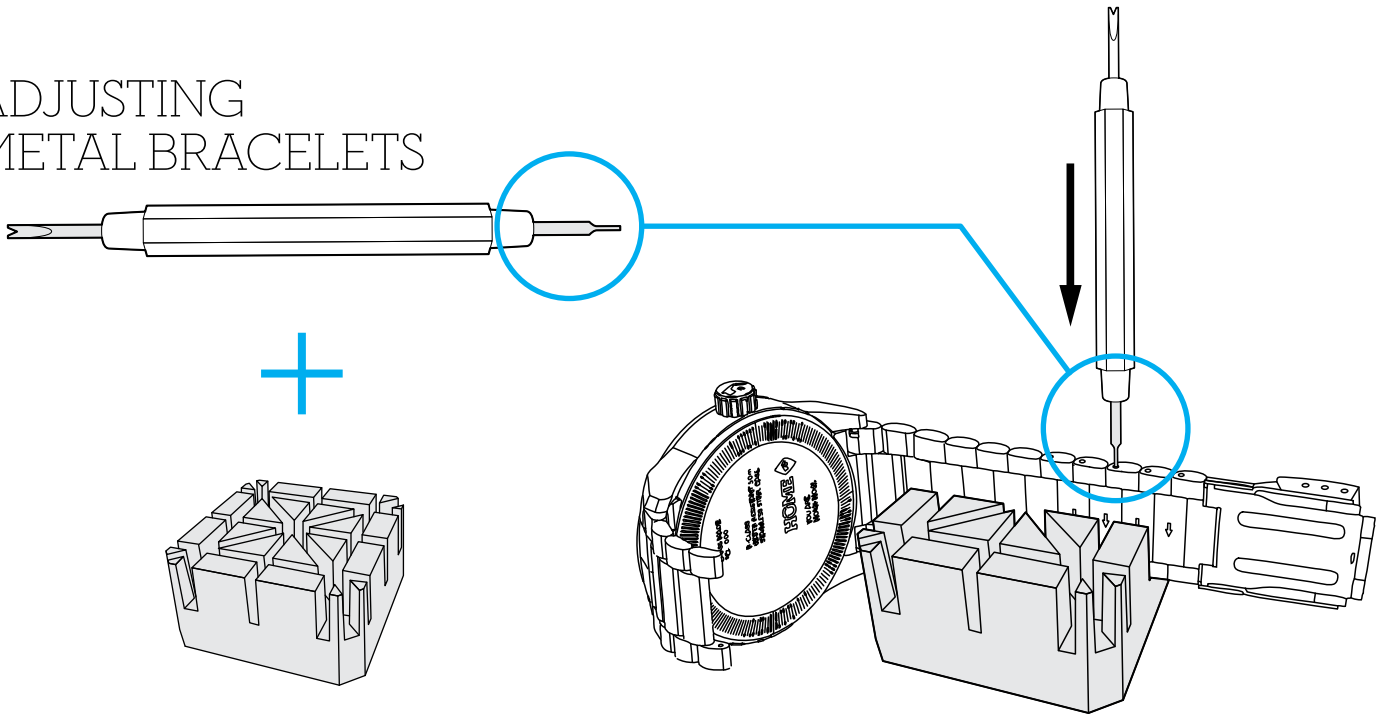

1

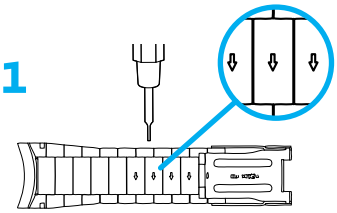

2

Light tap with a hammer

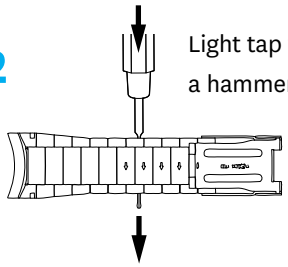

3

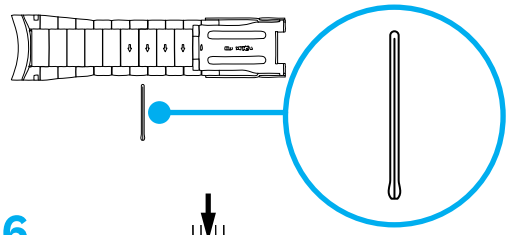

4

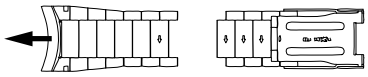

5

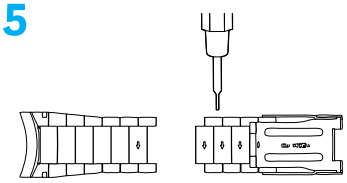

6

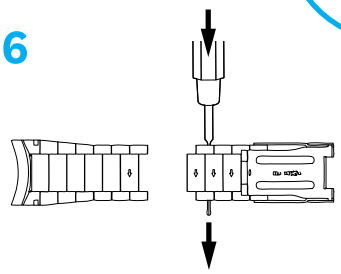

7

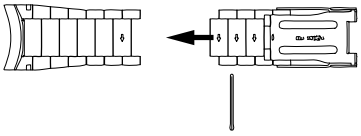

8

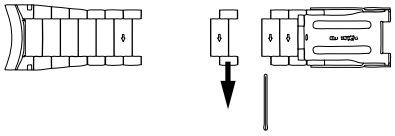

9

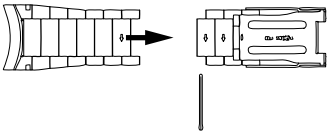

10

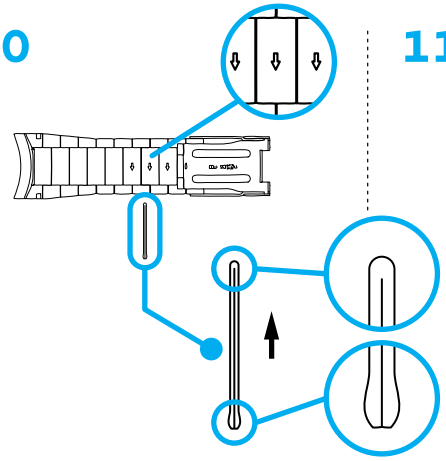

11

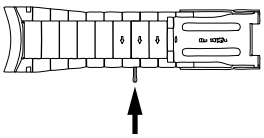

The pin goes back in **against** the arrows on the bracelet

12

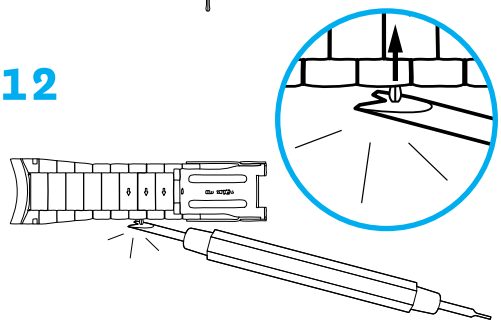

Push the pin in about 1mm **until you hear it click** (compare with other pins when you're done)

DON'T THROW AWAY SPARE PIECES! THEY CAN BE VERY USEFUL SHOULD THE BAND EVER NEED SOME REPLACEMENT LINKS.

PACKAGING CONTENT

SKU REFERENCE NUMBER

The model reference number is indicated by a filled check-box the blue sticker below.

WARRANTY CARD

Warranty Card MUST be filled out.

See next page.

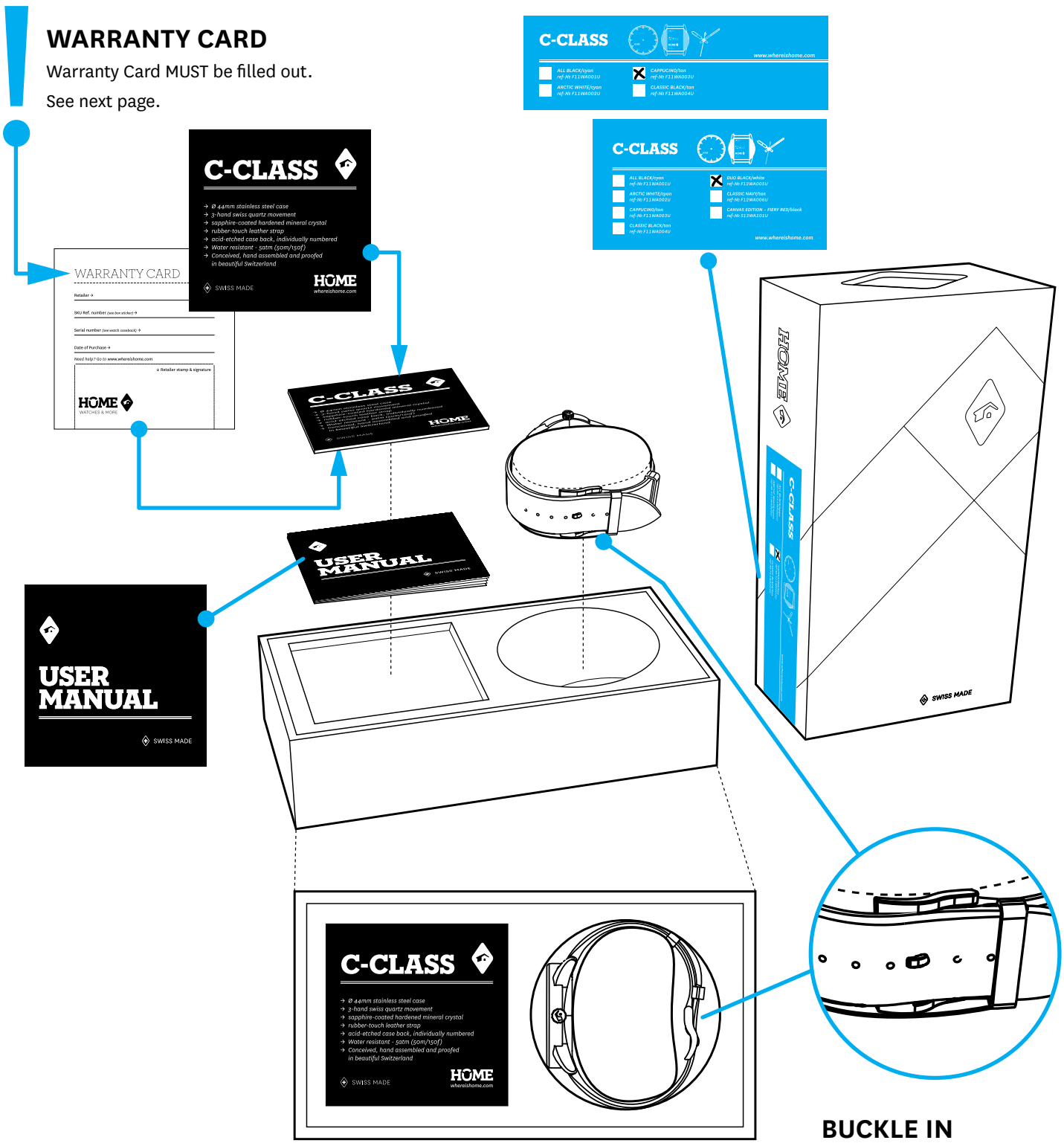

WATCH IS STORED SIDEWAYS

...to provide sufficient protection when transporting or storing our watches.

BUCKLE IN DISPLAY MODE

Buckle closed differently for storage or display use to prevent strap deformations.

AVAILABLE POP



WATCH PACKAGING – *comes with each watch*

Our original packaging has been designed to help you create branded displays straight out of the box.



INDIVIDUAL DISPLAY CUBES – F12PC003U

→ set of 3 – includes small, medium & tall base

→ C-rings in two sizes (regular for C & G-class, large for A & R-class)



A3 CARDBOARD PRINT – F12PD043UA

→ two-sided print

→ 1.5mm thick cardboard sheet

→ A3 format: 297x420mm / 11.6”x 16.5”

→ use with or without optional wooden stand



WOODEN STAND FOR CARDBOARD PRINT – F12PD043UB

→ use with our 1.5mm thick cardboard prints



“CUBE” WATCH DISPLAY CASE – F11PB002U

→ countertop display case

→ fits up to 20 watches

PACKAGING
& POP USE

PLAY WITH OUR PACKAGING!

It's been designed to help you create branded displays straight out of the box.
Here's just a couple of ways you can present our watches easily. Have fun.

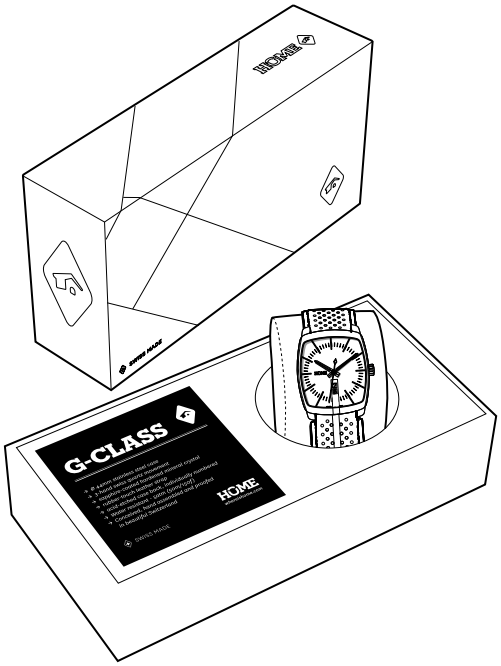







COUNTERTOP DISPLAY UNIT

OUT OF THE BOX, STRAIGHT INTO THE DISPLAY UNIT

Our countertop display unit has been designed to work without plastic holders etc.
You just take the watches out of their box, on their cushion and simply fit them inside the display unit.

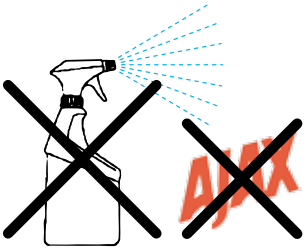

Do not use alcohol or ammonia based window cleaner.
It will eat through the surface.
Cleaning products must be compatible with perspex.

BUCKLE IN DISPLAY MODE

Buckle closed differently for storage or display use to prevent strap deformations.

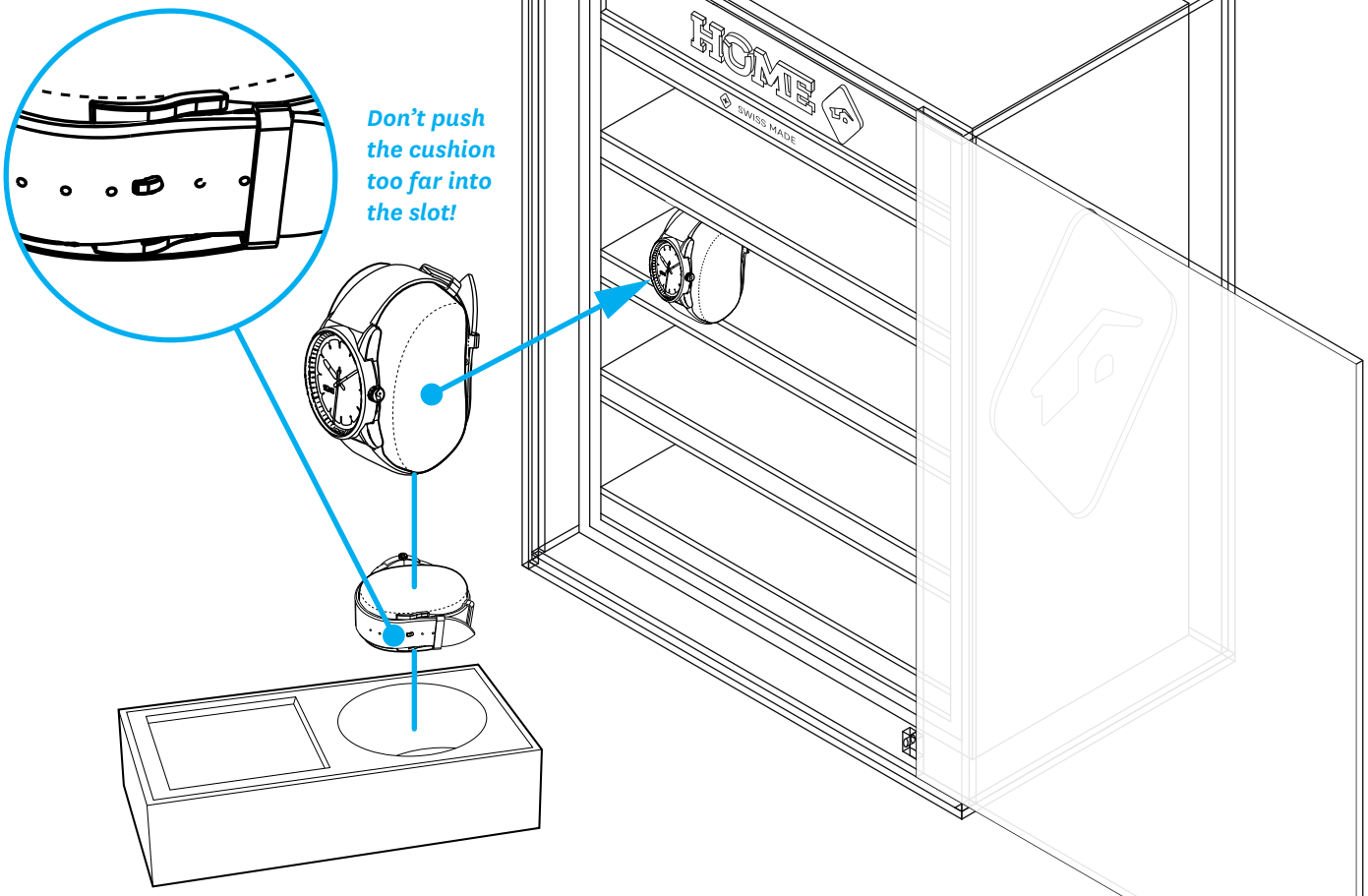

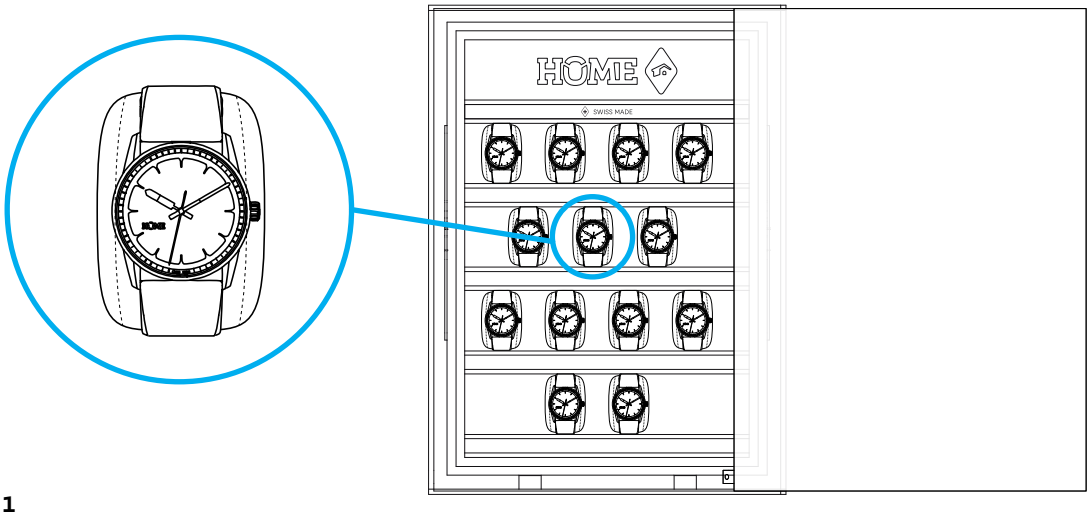

COUNTERTOP DISPLAY UNIT

We tried to make it as flexible as possible, so take advantage of this!





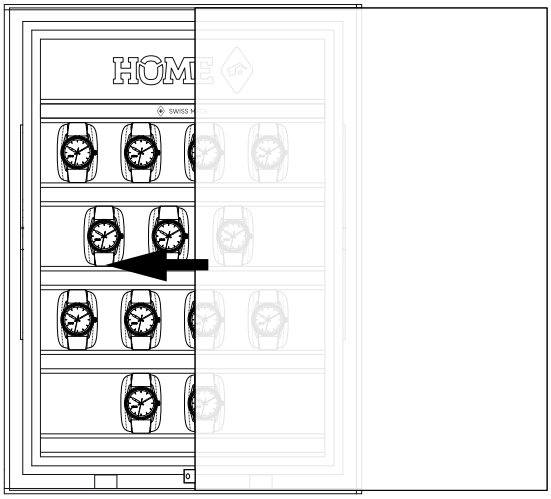



A SIMPLE PADLOCK

...through the hole in the front pannel will ensure the content of your display case is kept safe.

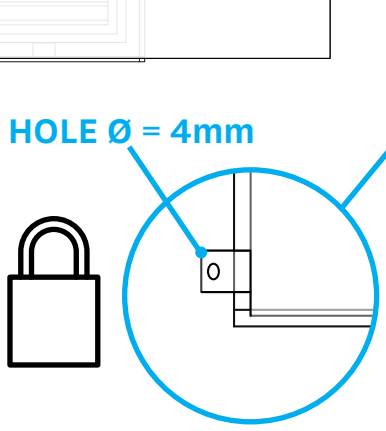

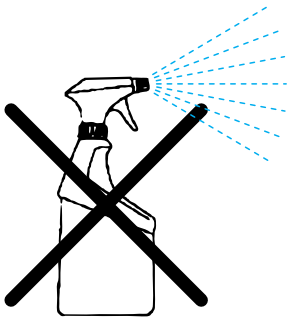

CLEANING YOUR DISPLAY CASE



Do not use regular window cleaners to clean your case. These will basically ruin the clear nature of the panes. Instead use a dry microfiber terry cloth, it work wonders.



HOME WARRANTY

(original text as featured in watch booklet)

A hOme timepiece comes with a two year warranty from the original date of purchase at an authorized hOme dealer.
We guarantee that your hOme timepiece left our factory with no defects in materials or workmanship, and warrant the dependable functioning of its movement for a period of two years after the initial date of purchase. If your hOme timepiece malfunctions within the two year period of warranty, the repair (or replacement) will be made at no cost to you.

In case of problems, you can either bring your watch back to where you originally purchased it, or log on to our website for assistance.
→ site internet : *www.whereishome.com*

WHAT THIS WARRANTY DOES NOT COVER :
the life of the battery, alteration of the colour and/or material of non-metallic straps and chains such as leather, textile, rubber ; internal or external damage resulting from an unscrewed crown, accidents, mishandling or abusive use (i.e., knocks, dents, crushing, contact with moisture – including, but not limited to, “Hot Tubs”, “Jacuzzis”, “Saunas”, etc.), or the consequences of normal wear and ageing of the timepiece (i.e., scratches and abrasions of the crystal, case, metal or leather band, buckle) ; unauthorized alterations, tampering, manipulation, mistreatment, or modification through the addition or substitution of parts or accessories not supplied by hOme ; repairs made by unqualified third-parties or non-authorized dealers ; the use of batteries other than those prescribed by hOme ; Theft and loss .

PLEASE NOTE : Your hOme warranty is void unless you can provide an official dated proof of purchase.

KEYWORDS

→ **2-year warranty from the date of purchase**

→ **Bands and batteries are not covered by the warranty**

→ **Battery type for all models :**
371, ø 9.50mm, H 2.10mm

→ **Things that will void your hOme warranty**

→ **Fill in the warranty card and provide a proof of purchase with every watch sold !**

HOME TIMELAB

HOME WARRANTY

KEYWORDS

WARRANTY DISCLAIMER

hOme strongly recommends against introducing your timepiece to environments where both heat and moisture are present (e.g., “Hot Tubs”, “Jacuzzis” or “Saunas”). The combination of heat and moisture can adversely affect the seals and gaskets in your timepiece. Failing to adhere to the aforementioned precaution voids your hOme warranty.

→ **Things you should definitely not do with a hOme watch.**

(AVOID HEAT & MOISTURE COMBINATIONS)

PRECAUTIONS & PREVENTIVE MEASURES

- → Temperature: Do not expose your watch to sudden temperature changes or extreme temperatures [over 60°C (140°F) or below 0°C (32°F)].
- → Magnetic fields: Do not expose your watch to intense magnetic fields such as loudspeakers, portable telephones, computer or refrigerators and other electromagnetic appliances.
- → Harmful products: Avoid direct contact with solvents, detergents, perfumes, cosmetic products etc., since they may damage the band, the case or the gaskets.
- → Care & checks: Clean the case and band regularly using a soft cloth to prevent any corrosion caused by perspiration; we also advise that the watch should be taken off during sleep to allow moisture to evaporate.
- → Battery: A worn-out battery should be replaced immediately in order to reduce the risk of leakage and consequent damage to the movement.

→ **No extreme temperatures**

→ **No magnetic fields**

→ **No solvents or detergents**

→ **Clean your watch regularly**
→ **Don’t wear it while you sleep**

→ **Replace worn out batteries quickly**
→ **Battery type for all models:**
371, ø 9.50mm, H 2.10mm

COLLECTION & TREATMENT
OF END OF LIFE QUARTZ WATCHES

This symbol indicates that this product should not be disposed of with household waste. It has to be returned to a local authorized collection system, or dealer. By following this procedure you will contribute to the protection of the environment and human health. The recycling of the materials will help conserve natural resources.



→ **Recycle.**

HOME WARRANTY

KEYWORDS

LEATHER WRISTBANDS

Any type of leather wristband, no matter how expensive it is, has a limited lifetime which can be estimated to approximately 6 months. The lifetime of a leather wristband will depend on the intensity of its use and care. Leather wristbands are not included in the warranty, but replacement bands are available off of our website in case you need to buy one.

→ **The average lifespan of a leather band is 6 months**

→ **Replacement wristbands are available off of our website**

Simply put, leather wristbands are to a watch what tires are to a car, one has to change them regularly. The gentler you are with your leather wristband, the longer it will last. Clean it regularly using a soft cloth to prevent ageing caused by perspiration; we also advise the watch should be taken off during sleep to allow moisture to evaporate.

→ **Leather wristbands are to a watch what tires are to a car, one has to replace them regularly**

LEATHER BANDS ESPECIALLY DON'T LIKE WATER: IF YOUR WATCH IS FITTED WITH A LEATHER WRISTBAND, DON'T GO SWIMMING WITH YOUR WATCH ON!

→ **Leather wristbands especially don't like water, don't go swimming with your watch on!**

METAL WRISTBANDS

If you are the proud owner of a hOme watch equiped with a metal wristband, you will most probably need help adjusting the wristband length. Since all our screws and pins stick to recognized standards in watchmaking parts, you can bring your watch to any respectable jeweller and they will be able adujst it with their everyday tools.

→ **Any jeweller in the world will be able to adjust our metal wristbands with their usual tools**

Once your wristband is fitted to you, don't throw away the extra pieces! They could be very useful should the band ever need some replacement links.

→ **Don't throw away the resulting spare pieces, they could be useful as replacement parts**

HOME WARRANTY

KEYWORDS

WATER RESISTANCE

The table on the right indicates what type of activity is suitable for each water resistance level →

WATER RESISTANCE	SUITABILITY			
	water splashes	*bathing*	*swimming / watersports*	*diving*
3 atm	YES	NO	NO	NO
5 atm	YES	YES	NO	NO
10 atm	YES	YES	YES	NO
20 atm	YES	YES	YES	YES

The water resistance of a hOme watch is always stated in atmospheric bars (ATM) on the back of the watch.

→ **Water resistance in watches is indicated in atmospheric bars (ATM)**

While the ATM water resistance translated in meters indicates that your watch can sustain the equivalent of pressure encountered at a certain water depth, it only tells you how well your watch is sealed. It doesn't take into account any movement and acceleration that could result in pressures far exceeding the rated ATM value.

→ **The water resistance indicated in meters (depth) is a theoretical value.**

It is also worth mentioning that water resistance in a watch is not permanent: over time, the water-resistant seals of the watch may deteriorate.
We recommend that the water resistance of a quartz watch be tested by a professional each time there is a change of battery.

→ **Water resistance in a watch is not**

CONDENSATION

If your timepiece experiences a sudden change in temperature or pressure, slight condensation may appear under the crystal of your watch.
This mist should disappear by itself and will not affect the functioning of the timepiece. If condensation persists please email us: *service@whereishome.com*

→ **Under certain circumstances, slight condensation may appear briefly under the crystal of your watch**

DO NOT IN ANY CIRCUMSTANCE OPEN THE WATCH YOURSELF!

HOME TIMELAB

WARRANTY CARD

A properly filled in Warranty Card is the only way to make sure your customer will benefit from our after sale support.

SKU REFERENCE NUMBER

You will find the model reference number on the blue box sticker below. Copy the number next to the filled checkbox.

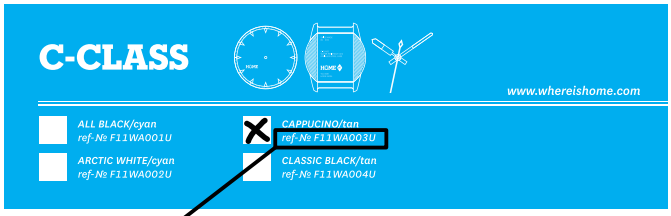

RETAILER

The name of the store you work for.





RETAILER IDENTIFICATION

Here we need proof that the warranty card has been filled in at your store on the day of purchase by someone qualified to do so.

In case we need to run a check, this means your store manager has to be able to confirm this comes from your store by looking at this area of the warranty card.

Attaching your store receipt to the warranty card is the most straightforward way to complete this step if your store doesn't have an official stamp.

WATCH SERIAL NUMBER

All hOme watches are individually numbered. You will find this number etched on the back case, below the Swiss Made mention.

DATE OF PURCHASE

THIS IS VERY IMPORTANT.

To have a start date for our 2-year warranty, we need to know when the watch was bought.

ONLINE SERVICE CENTER

WHERE CUSTOMERS CAN SEEK ASSISTANCE ONLINE

In case of a problem with their watch, a customer might not always be able to bring it back where he/she bought it. This is the reason why our website provides a page where all our clients can get in touch with us whenever they need help:

http://www.whereishome.com/index.php/support/service-center

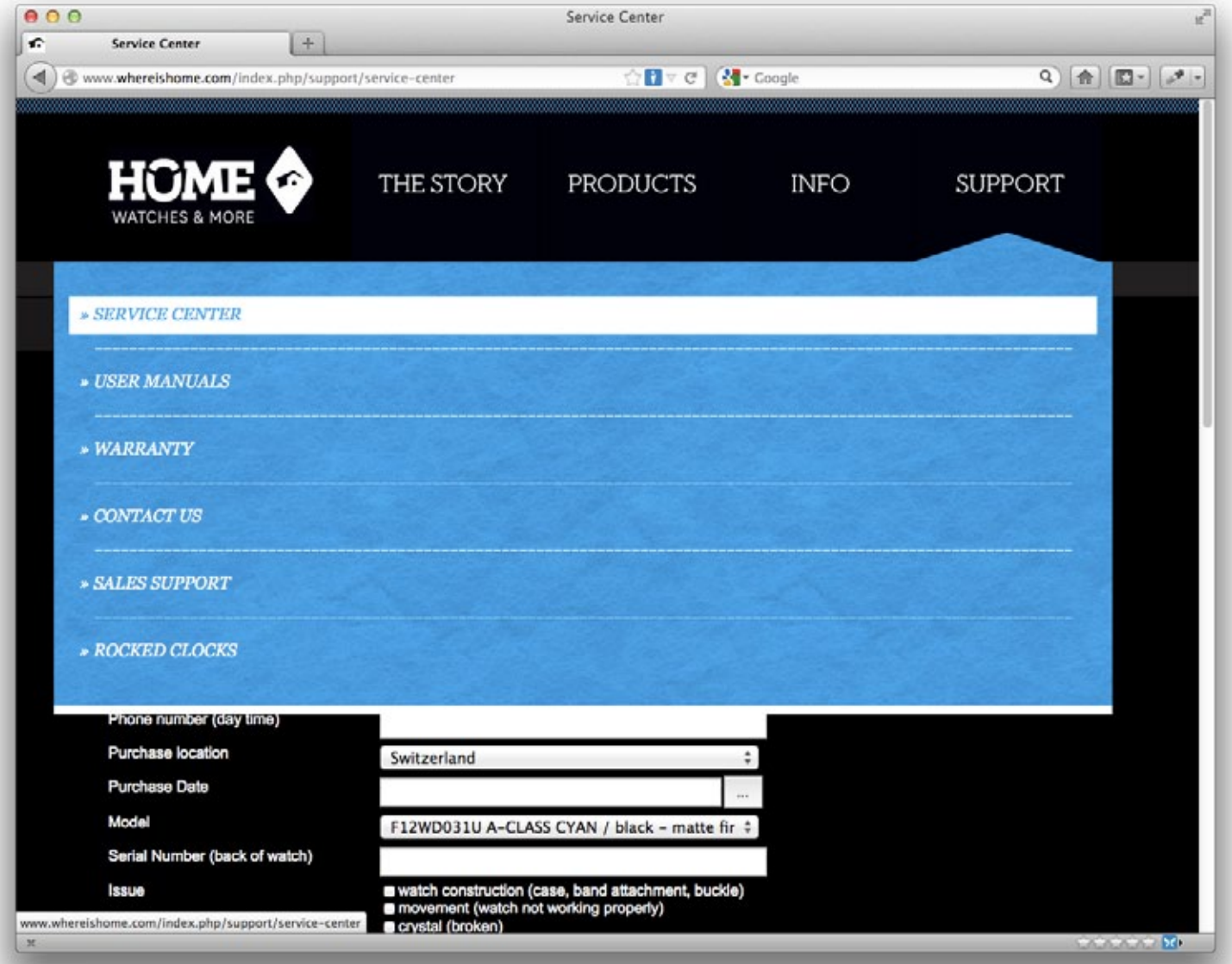

To do so a valid proof of purchase is required, this is why filling in each warranty card correctly is important.

REMEMBER: Our hOme warranty is void unless the customer can provide an official, dated proof of purchase.

ONLINE RESOURCES

**THIS DOCUMENT,
ALONG WITH OTHER HELPFUL RESOURCES
CAN BE FOUND ONLINE.**

WEBSITE

www.whereishome.com/support

→ LATEST NEWS: www.facebook.com/homewatches

→ VIDEOS: www.vimeo.com/homewatches

→ QUESTIONS? Our legendary secretary is here to answer: ingrid@whereishome.com

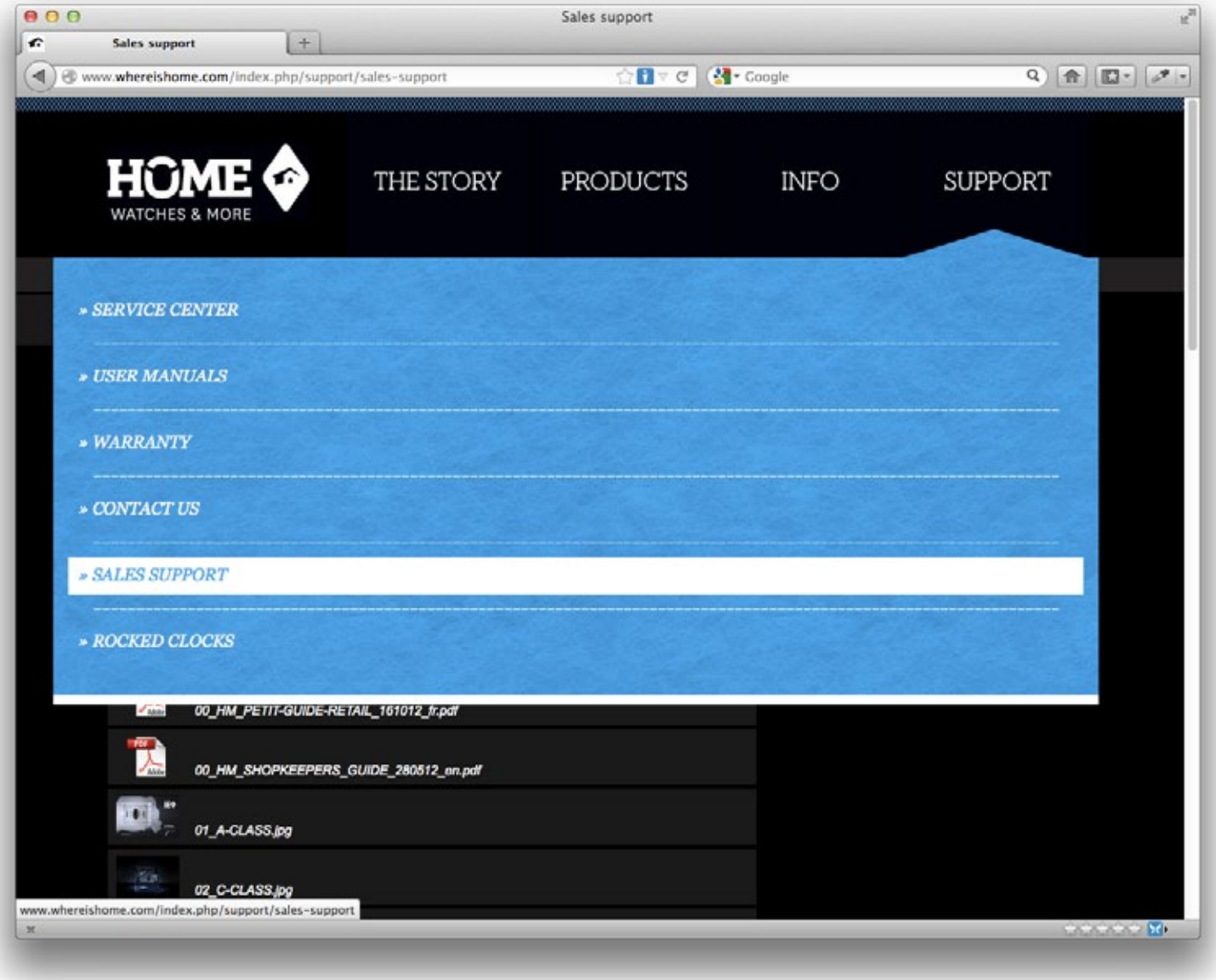

VIDEO

ALWAYS CLOCKWISE

Some of the subject matter contained in this document is explained in “ALWAYS CLOCKWISE”, an educational minute with our good friend and team member Robjn Taylor!
Each video is about 1 minute long, so it won’t take long for you to master the basics.

vimeo.com/channels/alwaysclockwise

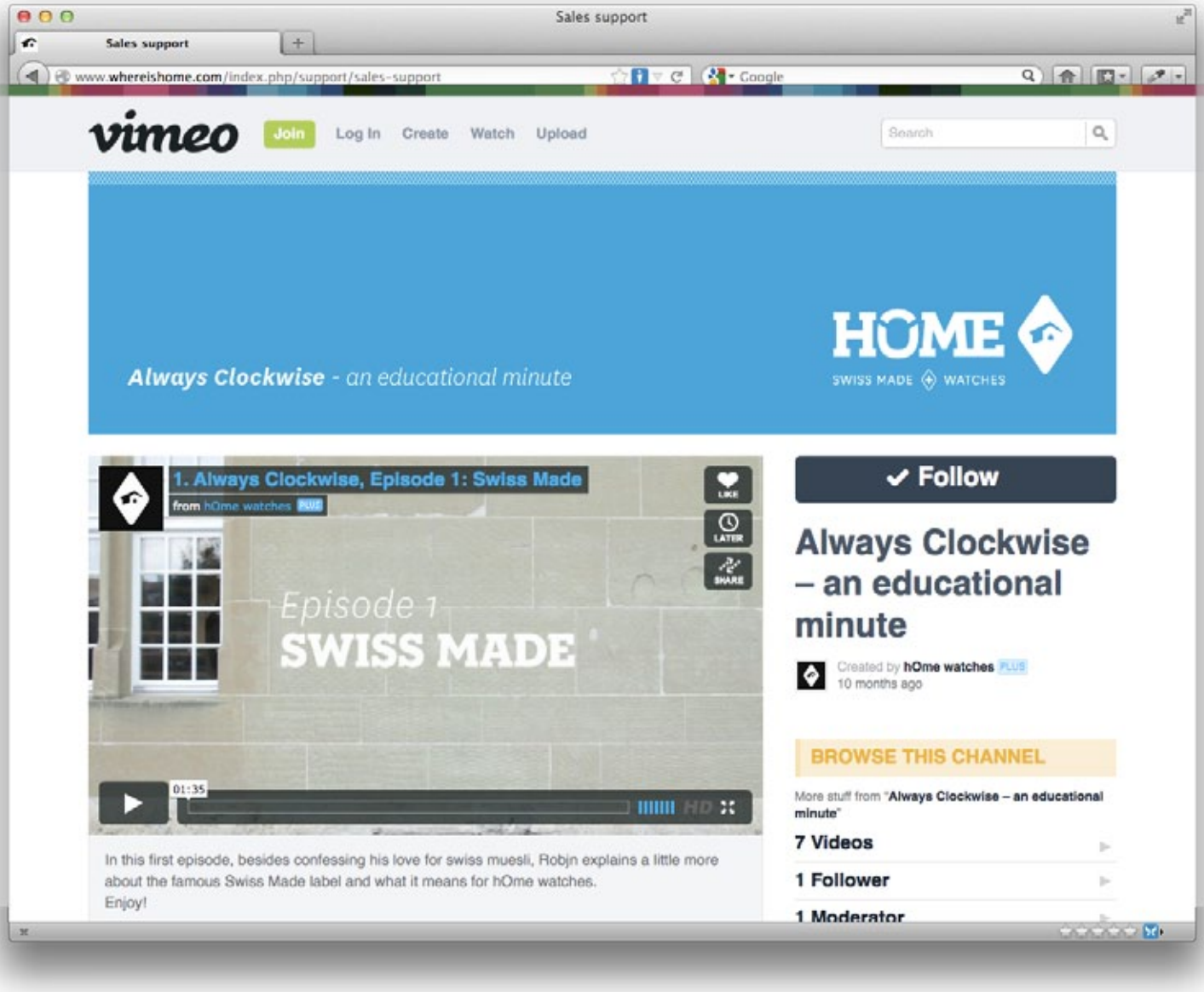



** C.S. Lewis, Head of Penguin Diplomacy*